



Thermocouple Probes with Connection Head

A1MJ & K-CXX- 01 & 04



A1MJ & K-CXX- 02



Overview

- All temperature sensors are custom made standard item
- Probe
 - Type J or K thermocouple elements to meet many temperature sensing applications
 - Ø3.2& 6.35mm diameter, 316 SS or Inconel Alloy 600 sealed sheath to protect against harsh environments
 - Magnesium Oxide (MgO) insulation provides vibrationdampening and protection against thermal shock
 - Bendable to adapt to installation requirements
 - 150mm , 300mm or 450mm probe length
- Connection Head
 - Cast aluminum IP67 screw cover head with captive gasket
 - One turn cover removal & installation eliminates cross threading and saves time
 - 1/2"BSP conduit opening with internal stop to prevent overtightening and installation damage
 - Gripping ribs on cover edge
 - with cover chain
- Wiring
 - Ceramic terminal block
 - Brass terminals with screws eliminate the need to wrap connections around screws
- Others
 - Required others type of thermocouple ,specification & temperature range can be custom made upon request.

Thermocouple Probes with Connection Head - Types J and K

Part No.	Type	Probe Diameter (O.D.)	Probe Length	Probe Material	Temperature Sensing Range	Mounting
A1MJ-C06-01	J	6.35mm	150mm	316SS	0 to 250°C	Integral 1/2"x1/2"BSP 304 SS
A1MJ-C12-01	J	6.35mm	300mm	316SS	0 to 250°C	
A1MJ-C18-01	J	6.35mm	450mm	316SS	0 to 250°C	
A1MK-C06-01	K	6.35mm	150mm	316SS	0 to 400°C	
A1MK-C12-01	K	6.35mm	300mm	316SS	0 to 400°C	
A1MK-C18-01	K	6.35mm	450mm	316SS	0 to 400°C	
A1MJ-C06-02	J	6.35mm	150mm	316SS	0 to 250°C	-
A1MJ-C12-02	J	6.35mm	300mm	316SS	0 to 250°C	
A1MJ-C18-02	J	6.35mm	450mm	316SS	0 to 250°C	
A1MK-C06-02	K	6.35mm	150mm	316SS	0 to 400°C	
A1MK-C12-02	K	6.35mm	300mm	316SS	0 to 400°C	
A1MK-C18-02	K	6.35mm	450mm	316SS	0 to 400°C	
A1MK-C06-04	K	3.20mm	150mm	Inconel alloy 600	0 to 1,000°C	Integral 1/2"x1/2"BSP 304 SS
A1MK-C12-04	K	3.20mm	300mm	Inconel alloy 600	0 to 1,000°C	
A1MK-C18-04	K	3.20mm	450mm	Inconel alloy 600	0 to 1,000°C	

Technical Specifications

Junction Type	Grounded
Probe	Ø3.2mm, Ø6.35mm , 316 s/steel or inconel alloy 600 sheath, single thermocouple element is embedded in MgO powder.
Minimum Installation Dept	(76mm)
Connection Head	Die-cast aluminium ,screw cover with chain, compressed gasket, IP67, 1/2"BSP conduit opening
Wiring	Ceramic terminal base with brass terminals and screws

Thermocouple Probes with Connection Head

Dimension : (mm)

A1MJ & K-CXX- 01 & 04

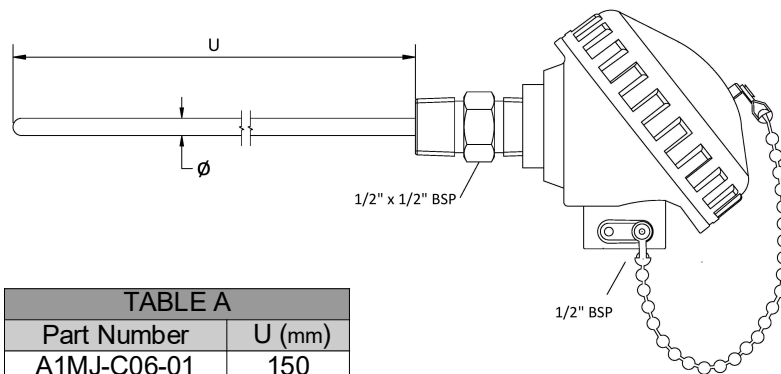
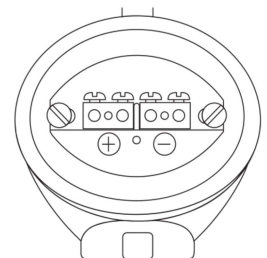


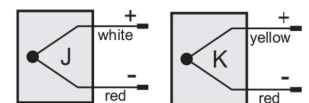
TABLE A	
Part Number	U (mm)
A1MJ-C06-01	150
A1MJ-C12-01	300
A1MJ-C18-01	450
A1MK-C06-01	150
A1MK-C12-01	300
A1MK-C18-01	450
A1MK-C06-04	150
A1MK-C12-04	300
A1MK-C18-04	450

Wiring Information



Type J: (+) white (-) red
Type K: (+) yellow (-) red

- Must use thermocouple extension lead wire, see end of this section
- Observe polarity when making connections
- Do not use standard wire nuts
- Recommended screw terminal tightening torque 3-4 lb-in



A1MJ & K-CXX- 02

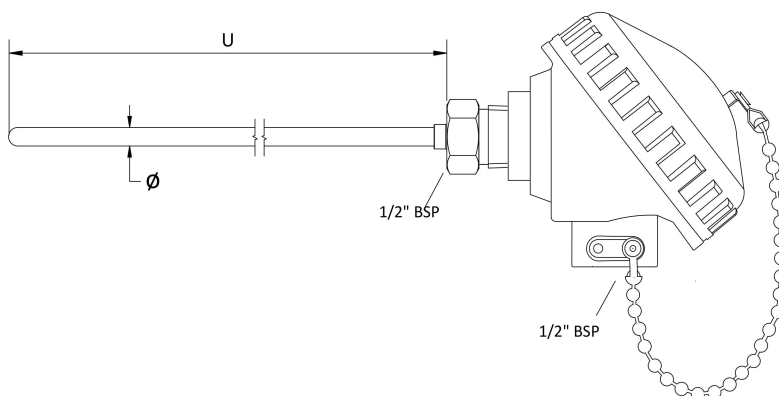


TABLE B	
Part Number	U (mm)
A1MJ-C06-02	150
A1MJ-C12-02	300
A1MJ-C18-02	450
A1MK-C06-02	150
A1MK-C12-02	300
A1MK-C18-02	450