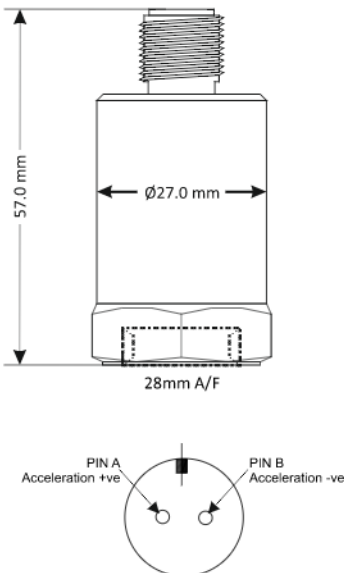


General purpose, top-entry accelerometer with DC output proportional to acceleration. Made from robust stainless steel throughout for continuous vibration monitoring in harsh environments. Internal electronics are enclosed in a Faraday cage and isolated to minimise noise. Sealed to IP67 with industry standard two wire 4-20mA output proportional to sensor range that can connect directly to PLC, DCS and other industrial controllers. Includes 2-pin MS connector and is available with a wide range of mountings.

DP/2287H-2P-2



Dimensions



Applications

- Centrifuges
- Building services
- Pumps and fans

Technical

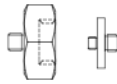
Output current	4-20mA DC proportional to rms acceleration (g rms)
Supply voltage	12-32V DC (4-20mA)
Frequency response	2Hz to 1kHz ±10%
Mounted base resonance	5kHz (nominal)
Isolation	Electronics in Faraday cage, isolated from body
Dynamic range	50g peak
Transverse sensitivity	Less than 5%
Operating temperature	-25 to 120°C
Temperature sensitivity	0.08%/°C
Case material	Stainless steel
Mating connector	MTN/MH002
Mounting torque	8Nm
Weight	150g (nominal)
Sealing	IP67

Studs and grub screws



Part #	From	To
MS036	¼"-28 UNF Male	M6 Male
MS039	¼"-28 UNF Male	10-32 UNF Male
MS067	¼"-28 UNF Male	M8 Male
MS068	¼"-28 UNF Male	¼"-28 UNF Male
MS124	¼"-28 UNF Male	M10 Male
MS132	¼"-28 UNF Male	M12 Male

Quick fit adapters



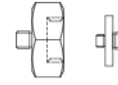
Part #	From	To
MS001	Q/F Male	Glue base
MS002	Q/F Male	M8 Male
MS003	Q/F Male	M10 Male
MS004	Q/F Male	¼"-28 UNF Male
MS006	Q/F Male	M6 Male

Options

- Filters
- Mounting threads
- Mating connectors and cable assemblies
- High temperatures
- Other ranges (see below)

Part #	Mounting	xx = Optional acceleration (g rms)
DP/2287H-2P-xx	¼"UNF Female	0-1
		0-2
		0-5
DP/2287HQ-2P-xx	Q/F Female	0-10
		0-20

Mounting adapters



Part #	From	To
MS005	Q/F Male	¼"-28 UNF Female
MS007	Q/F Male	10-32 UNF Female
MS008	Q/F Male	M8 Female
MS011	¼"-28 UNF Male	Q/F Female
MS013	¼"-28 UNF Male	Glue base
MS033	¼"-28 UNF Male	Q/F Female
MS038	Q/F Male	M8 Conical Male
MS061	¼"-28 UNF Male	10-32 UNF Male
MS079	¼"-28 UNF Male	Q/F Female
MS106	Q/F Male	M10 Female

Isolation

Part #	From	To
MS034	¼"-28 UNF Male	¼"-28 UNF Female
MS093	Q/F Male	M8 Male

System connection

