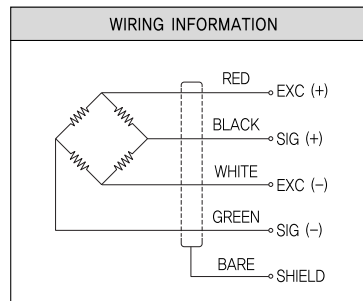
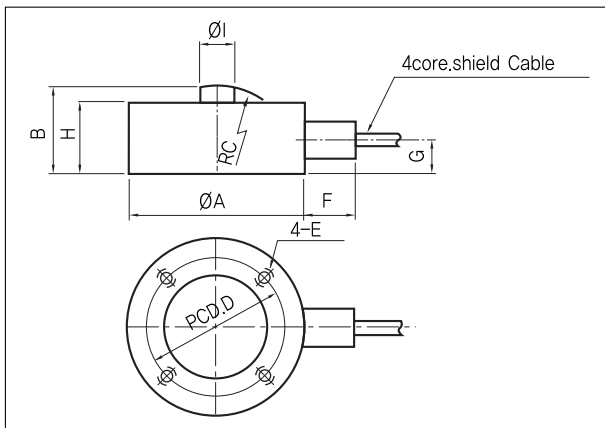
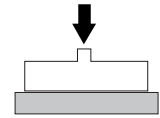


Miniature Compression Load Cells

>Model CM, CM2

Compression Load Cell.

These load cells are extremely small and lightweight.



>SPECIFICATIONS

Specifications	Accuracy
Rated capacity(R.C.)	50kgf, 100kgf, 200kgf, 500kgf, 1tf, 2tf, 3tf, 5tf, 10tf (490.3N, 980.7N, 1,961kN, 4,903kN, 9,807kN, 19,61kN, 49.03kN, 98.07kN)
Rated output(R.O.)	2mV/V±0.4%
Nonlinearity	0.15% of R.O. (CM2 : 0.3% of R.O.)
Hysteresis	0.1% of R.O.
Repeatability	0.1% of R.O.
Zero balance	±2% of R.O.
Temperature effect on rated output	0.1% of R.O./10°C
Temperature effect on zero balance	0.05% of R.O./10°C
Temperature range, compensated	-10~70°C
Temperature range, safe	-20~80°C
Terminal resistance, input	350±50Ω
Terminal resistance, output	350±2Ω
Insulation resistance bridge/case	2000MΩ
Excitation recommended	10V
Safe overload	150% R.C.
Cable length	CM, CM2 : 50kgf~2tf (Ø5mm 4core, 3m) / CM : 3tf~10tf (Ø7mm 4core, 3m)

>DIMENSIONS TABLE

unit:mm

Model	Capacity	ØA	B	C	D	E	F	G	H	ØI	Weight(kg)
CM	50kgf-2tf (490kN~19,61kN)	51	26	R50	42	M5×0.8DP6	15	10.5	22	10	0.4
	3tf, 5tf (49.03kN)	88	42	R150	72	M6×1DP10	23	17	37	18	2
	10tf (98.07kN)	88	47	R150	72	M6×1DP10	23	17	42	18	2
CM2	3tf, 5tf (49.03kN)	51	26	R50	42	M5×0.8DP6	15	10.5	22	10	0.4

*Specifications are subject to change without notice.