


# Thermocouple Adjustable Immersion Sensor

## A1MJ & K-D08LXX-01& 02



## A1MJ & K-A01LXX-01& 02



### Overview

- All temperature sensors are custom made standard item.
- Ideal thermocouple sensors for the plastic processing industry
- Type J or K thermocouple elements to meet many temperature sensing applications
- Spring adjustable and armor adjustable styles allow for variable immersion depths
- Integral bayonet cap makes installation and removal quick and easy when used with bayonet adaptor
- Others
- Required others types of thermocouple, specifications & temperature range can be custom made upon request

### Thermocouple Spring Adjustable Immersion Sensor – Type J and K

Part No	Type	Junction Type	Sensor Dimensions	Lead Wire Length (mtr)	Temperature Range	Mounting
					°c	
A1MJ-D08L06-01	J	Grounded	20mm length x Ø4.8mm sensing tip	2 mtr	0 to 300 °c	Bayonet fitting cap 12mm inside diameter single slot. Mount with bayonet fitting adaptor
A1MJ-D08L10-01	J			3 mtr		
A1MK-D08L06-01	K			2 mtr		
A1MK-D08L10-01	K			3 mtr		
A1MJ-D08L10-02	J	Ungrounded	140mm length x Ø4.9mm spring	3 mtr		
A1MK-D08L10-02	K			3 mtr		

### Thermocouple Armor Adjustable Immersion Sensors -Type J and K

Part No	Type	Junction Type	Sensor Dimensions	Lead Wire Length (mtr)	Temperature Range	Mounting
					°c	
A1MJ-A01L06-01	J	Grounded	20mm length x Ø4.8mm sensing tip Ø6mm flexible armor	2 mtr	0 to 300 °c	Bayonet fitting cap 12mm inside diameter single slot. Mount with bayonet fitting adaptor
A1MJ-A01L10-01	J			3 mtr		
A1MK-A01L06-01	K			2 mtr		
A1MK-A01L10-01	K			3 mtr		
A1MJ-A01L10-02	J	Ungrounded		3 mtr		
A1MK-A01L10-02	K			3 mtr		

### Technical Specifications

Probe	20mm length x Ø4.8mm sensing tip ,304 stainless steel sheath,single thermocouple element
Wiring	Spring adjustable : 22 AWG wire leads with stripped ends ,fiberglass insulation and stainless steel overbraided Armor adjustable : 22 AWG wire leads with stripped ends,fiberglass insulation and flexiable armor

# Thermocouple Adjustable Immersion Sensor

## Dimension

### A1MJ & K-D08LXX-01& 02

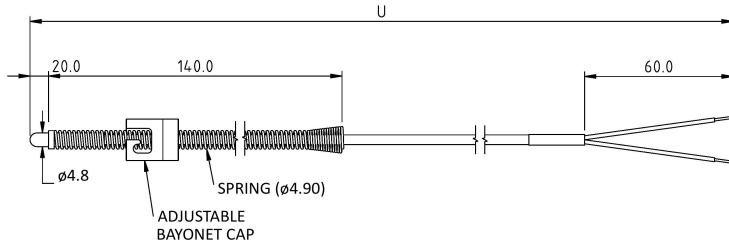
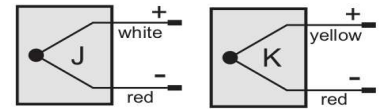


TABLE A	
PART NUMBER	U LENGTH
A1MJ-D08L06-01	2mtr
A1MJ-D08L10-01	3mtr
A1MK-D08L06-01	2mtr
A1MJ-D08L10-02	3mtr
A1MJ-D08L10-02	3mtr
A1MK-D08L10-02	3mtr

## Wiring Information

**Type J: (+) white (-) red**  
**Type K: (+) yellow (-) red**

- Must use thermocouple extension lead wire, see end of this section
- Observe polarity when making connections
- Do not use standard wire nuts



### A1MJ & K-A01LXX-01& 02

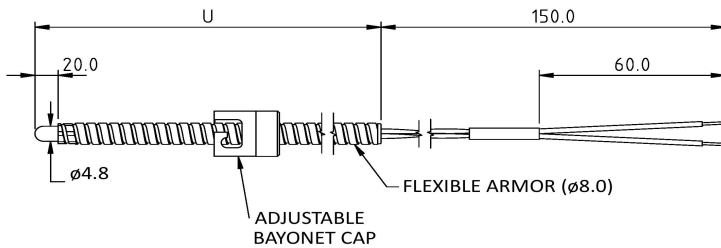


TABLE A	
PART NUMBER	U LENGTH
A1MJ-A01L06-01	2mtr
A1MJ-A01L10-01	3mtr
A1MK-A01L06-01	2mtr
A1MK-A01L10-01	3mtr
A1MJ-A01L10-02	3mtr
A1MK-A01L10-02	3mtr

## Wiring Information

**Type J: (+) white (-) red**  
**Type K: (+) yellow (-) red**

- Must use thermocouple extension lead wire, see end of this section
- Observe polarity when making connections
- Do not use standard wire nuts

